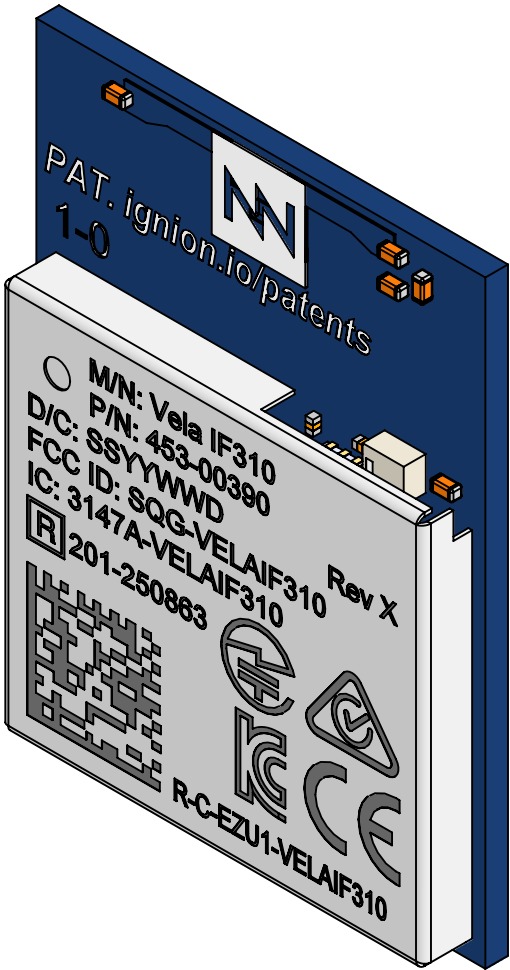
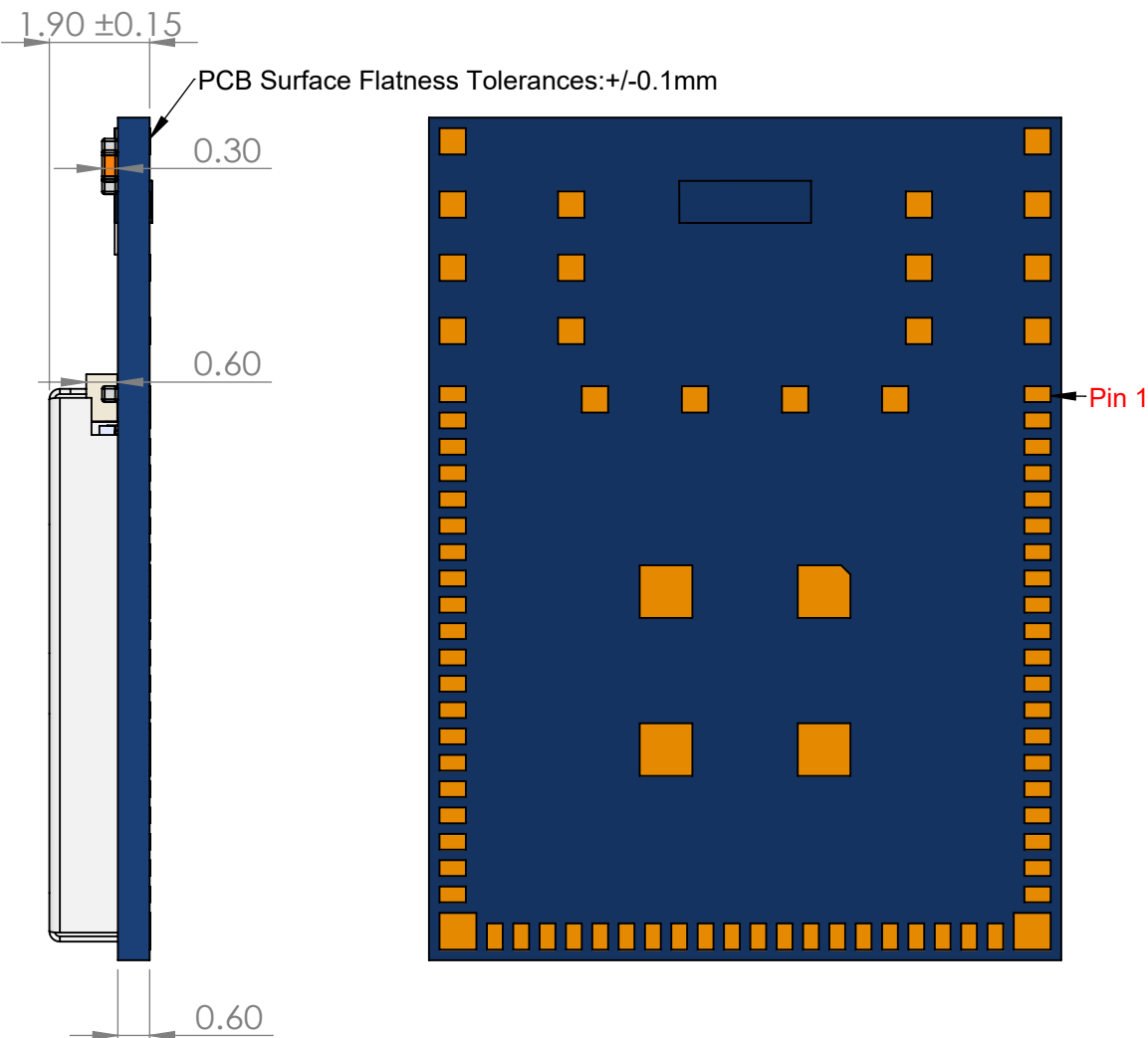
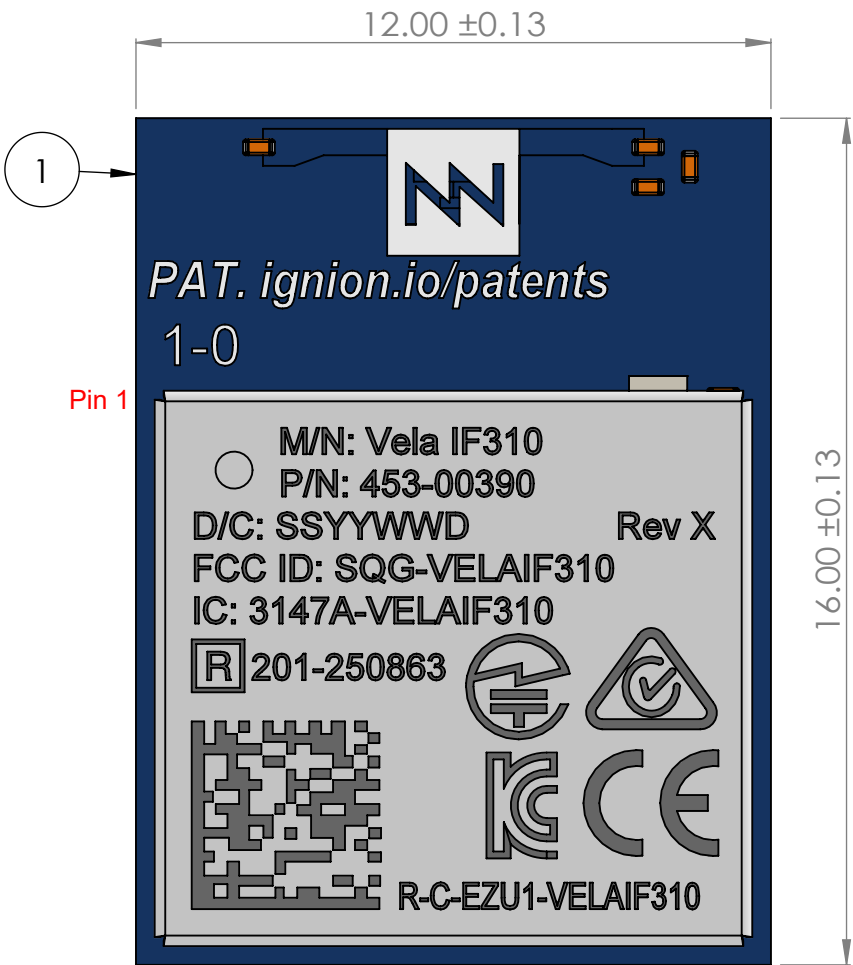
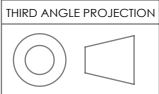


NO.	ITEM NUMBER	REV.	DESCRIPTION	QTY.
1	940-00387	1-3	PCBA, Vela IF310 Module, Integrated Antenna	1

REVISIONS			
REV.	REVISION NOTE	RELEASED DATE	REVISED BY
0-1	Initial release	Jul 24, 2025	IT
0-2	PCBA DVT release	Oct 23, 2025	IT
1-0	PVT release	Dec 11, 2025	IT
1-1	Changed QR code content info on Shielding can	Feb 25, 2026	IT



Notes:  
1.Rev X: X=The major revision of the ordering part number which can be found on the PO



UNLESS OTHERWISE NOTED, THIS DOCUMENT CONTAINS LAIRD EZURIO INFORMATION. REPRODUCTION, USE, DISCLOSURE OR TRANSMITTAL OF ALL OR ANY PART OF THIS DOCUMENT IS PROHIBITED EXCEPT TO THE EXTENT APPROVED IN WRITING BY AN AUTHORIZED REPRESENTATIVE OF EZURIO. EZURIO RESERVES ALL RIGHTS UNDER PATENTS, TRADEMARKS, COPY RIGHTS AND TRADE SECRETS. COPYRIGHT, EZURIO 2024, ALL RIGHTS RESERVED.

UNLESS OTHERWISE SPECIFIED:  
DIMENSIONS ARE IN MILLIMETERS  
TOLERANCES:  
ANGULAR: ±.5  
X.X ±.2  
X.XX ±.1

INTERPRET GEOMETRIC  
TOLERANCING PER: ASME 14.5M

CAD FILE: 453-00390

DATE

SHEET 1 OF 1

Unit: mm

TITLE:  
**Module, Vela IF310, Integrated Antenna**

SIZE

DWG. NO.

**453-00390**

REV

**1-1**